


CONTENTS

Who were the Romans? - - - - -	1
How to make a History Detective Wheel - - - - -	2
Roman Primary Sources - - - - -	3
Archaeological Dig - - - - -	5
Roman Timeline - - - - -	7
Where is Italy? - - - - -	9
The City of Rome - - - - -	12
The Story of Romulus and Remus - - - - -	13
Where would you have built a city like Rome? - - - - -	16
The Roman Emperors - - - - -	18
Celtic Britain - A Mini Study - - - - -	19
Roman Army - - - - -	33
Julius Caesar - - - - -	45
Emperor Claudius - - - - -	48
Boudicca - - - - -	50
Hadrian's Wall- - - - -	53
Roman Britain Timeline - - - - -	57
Maps to show growth of Roman Invasion - - - - -	58
Roman Roads - - - - -	60
Roman Towns in Britain - - - - -	65
Roman Architecture - - - - -	72
Roman Houses - - - - -	75
Roman Villas - - - - -	78
Roman Gardens - - - - -	83
Roman Citizens - - - - -	84
Children and Education - - - - -	87
Roman Numerals - - - - -	88
Latin Language - - - - -	89
Money and Trade - - - - -	90
Roman Clothing - - - - -	91
Roman Fashion - - - - -	93
Food and Drink - - - - -	94
Entertainment - - - - -	96
Roman Baths - - - - -	100
Roman Religion - - - - -	103
Death and Burial - - - - -	111
The Collapse of the Roman Empire - - - - -	113
What has changed and what has stayed the same? - - - - -	115
The Legacy of Ancient Rome - - - - -	116
Teachers' Notes - - - - -	117
Historical References - - - - -	152
Geographical References - - - - -	154
Design Technology - - - - -	156

WHO WERE THE ROMANS?

The Romans lived over 2000 years ago. Unfortunately this was before there were any cameras or videos, so how do we know so much about the Romans and the way that they lived?

A person who finds out about the past is called a HISTORIAN. Professor Oliver Strigil looks in many places and at objects to help him to find out what life was like over 2000 years ago, in Roman times.



Some of these places and objects are:

1. _____
2. _____
3. _____
4. _____
5. _____
6. _____

These things are called **SOURCES**. Piecing together what life was like in the past is why historians enjoy their work. It is like doing a difficult jigsaw, fitting together the pieces, or being a detective, trying to work out what happened and looking for clues. Sometimes historians can be sure about something, but at other times what happened in history remains a mystery. The only thing then is to guess.



Primary sources of evidence

- evidence that comes from Roman times. E.g. A Roman mosaic or a coin. Historians have to ask many questions and interpret what they find.

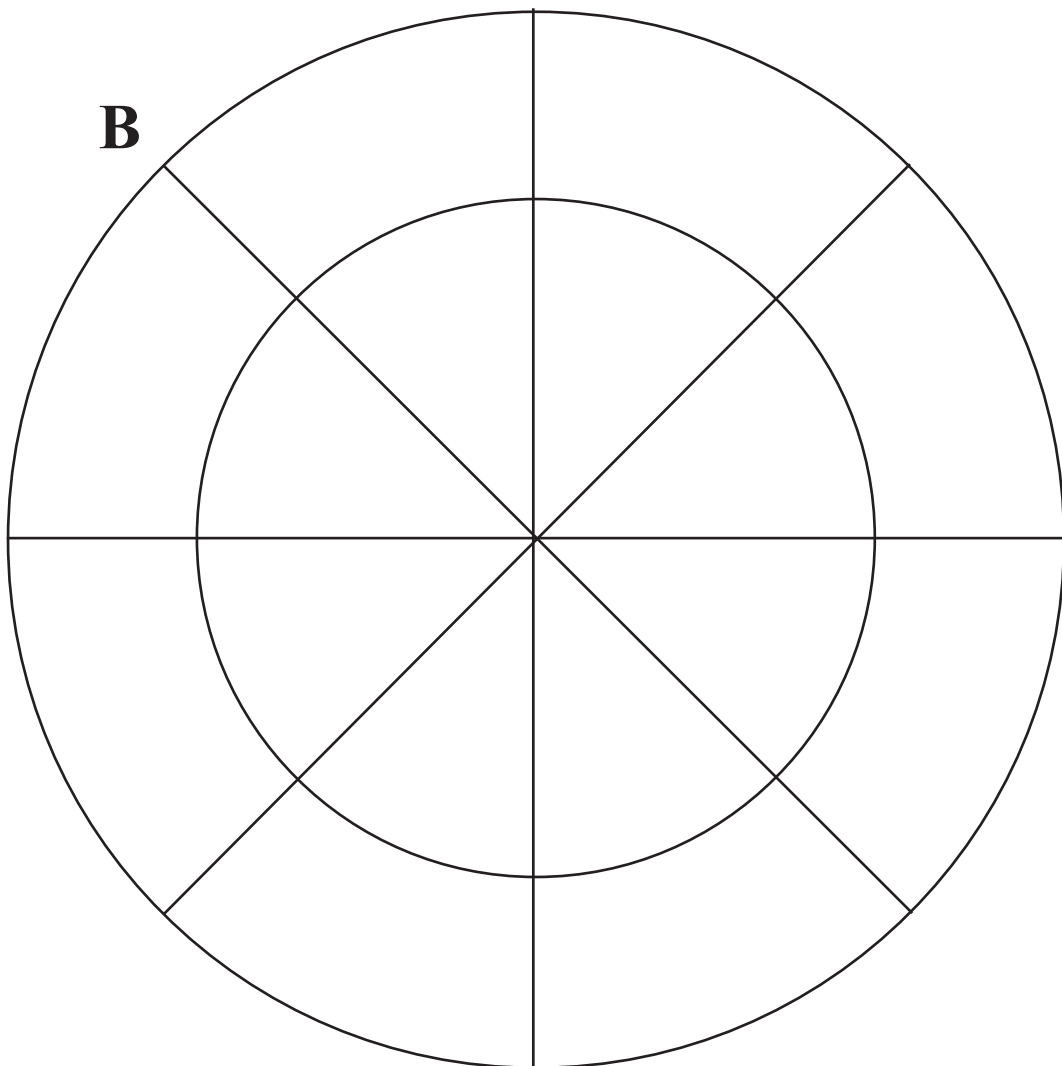
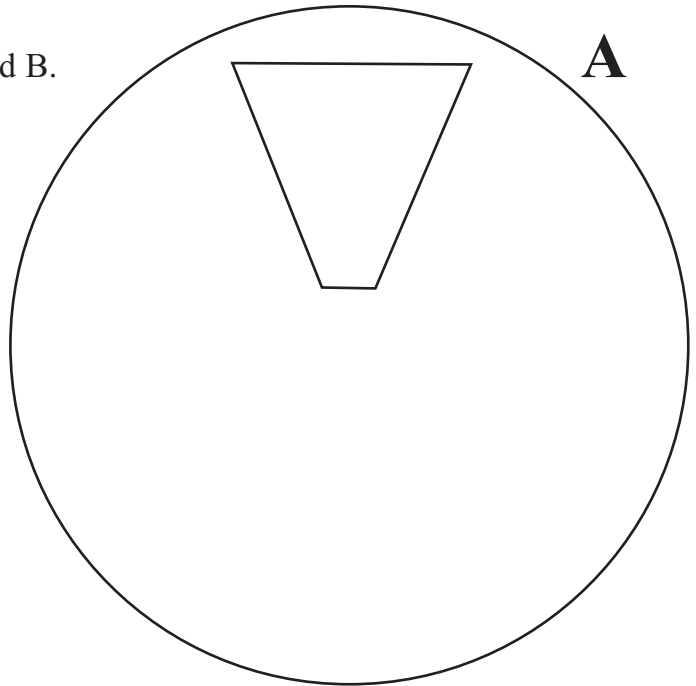
Secondary sources of evidence

- evidence that does not come from the time but is **about** the time of the Romans. E.g. A book or a video about the Romans.

Using your six ideas above, make a History Detective Wheel (see next page), showing the different ways that we could find out about life in Roman times, two thousand years ago.

HOW TO MAKE A HISTORY DETECTIVE WHEEL

1. Carefully cut out the two circles A and B.
2. Cut out the window on circle A.
3. Draw in your sources of evidence into the triangular sections of circle B.
4. Attach the two circles together with a split pin.
5. You may like to write the names of your sources around the edge, on wheel B.



ROMAN PRIMARY SOURCES I

Many of the following are still intact today



Draw and label as many Roman pictures as you can under the five categories.

1. BUILDINGS - such as villas and temples, tell us about the style of architecture. Ruins of roads and aqueducts also tell us more about the Romans.

2. SCULPTURES, MOSAICS, and WALL PAINTINGS - these tell us about the way the Romans decorated their public buildings and homes.

3. OBJECTS (tools, toys, coins, utensils etc.) - these are well preserved and give us information about what everyday items the Romans used.

ROMAN PRIMARY SOURCES II



4. WRITING (history, politics, poems, plays, military records and letters) - little has survived but what is left tells us about the lives and characters of the people of Rome.

5. STONE INSCRIPTIONS (laws, military records, financial transactions, graves)

Write down some reasons why you think historians have to be careful in drawing conclusions about Roman life, when using primary sources like these above:

ARCHAEOLOGICAL DIG I

1. *Find out what ARCHAEOLOGY is and what an ARCHAEOLOGIST does.*

Write it here:

Archaeologists use a number of different tools to do their job. What they use depends on the object that they are excavating and where it is.

2. *Label the tool, using the words below.*

A. _____ D. _____

B. _____ E. _____

C. _____ F. _____

SPADE • TROWEL • TOOTHBRUSH • PICK
WHEELBARROW • MEASURING TAPE

3. *Try to match the job to the correct tool.*

This tool is used to remove layers of earth gently: _____

This tool is used to scoop the earth into D: _____

This tool is used to remove dirt from delicate objects: _____

This tool is used to loosen the earth: _____

This tool is used to cart the soil away: _____

This tool is used to measure the site and objects: _____

ARCHAEOLOGICAL DIG II

Archaeology is one way of learning about people from the past.

4. *You are going to be an archaeologist on an archeological dig. Dig down and unscramble the words to reveal what Roman remains you have found buried. Be careful to use the correct tools!*

KLEENOTS

BREALM

PREMUFE TELBOT

NIEW GUJ

DOLG TRABECLE

STIEL

5. *Sketch the objects that you have revealed above.*

BE A DETECTIVE:



6. Look at the Roman remains that you have uncovered.
Write down what they reveal about the person who was buried here.

ROMAN TIMELINE I

Write the following important Roman dates onto Roman Timeline Sheet II. Be careful to write them in the correct place! The first one has been done for you.

753 BC - ROME IS FOUNDED

510 BC - ROMAN REPUBLIC BEGINS

59-49 BC - JULIUS CAESAR CONQUERS GAUL

55 BC - JULIUS CAESAR INVADES BRITAIN

44 BC - JULIUS CAESAR IS ASSASSINATED

27 BC - EMPERORS RULE ROME

AD 61 - BOUDICCA IS DEFEATED

AD 122 - HADRIAN BECOMES EMPEROR

AD 410 - ROMANS WITHDRAW FROM BRITAIN

